



**ENGINE**

Model	: ISUZU-AI-4HK1X
Type	: Water-cooled, 4 cycle, 4 cylinders, line type direct injection, turbocharger, intercooler, electronic diesel engine
Power	: 172 HP @2000 rpm / SAE J1995 (Gross) : 162 HP @2000 rpm / SAE J1349 (Net)
Max. Torque	: 677 Nm @1500 rpm (Gross) : 656 Nm @1500 rpm (Net)
Displacement	: 5193 cc
Bore and Stroke	: 115 mm x 125 mm
Emission Class	: FAZZ III-A (tier III)* (UNECE R96)
* This engine complies with the Emission Regulations U.S. EPA Tier III, and EU Stage III-A	

**UNDERCARRIAGE**

X Type Lower Frame Construction Pentagon Box Type Chassis	
Shoe	: Triple grouser
No. Of Shoes	: 2 x 49
No. Of Lower Rollers	: 2 x 9
No. Of Upper Rollers	: 2 x 2
Track Tensioning	: Hydraulic Spring Tensioning

**CAB**

- Wide cab and easy entrance
- Use of six viscomount cabin mountings that dampen the vibrations
- Cooled storage room
- Colourful, Easy to read TFT indicant monitor
- Glass holder, book and object storage pockets
- Full automatic digitally air-conditioner
- Overclass standarts on the visibility
- Pool type flor mat
- Improved operator's comfort through versatile adjustable seat
- Ergonomically redesigned cabin through relocated switch board, and re-styled travel pedals and levers
- USB connected MP3 player
- Easy to open the front sliding glass
- Front and rear sun visor
- Large storage areas
- Height adjustable joystick
- Improved seat to back angle
- The height adjustable seat armrests
- Opera Control System

**TRAVEL AND BRAKERS**

Travel	: Fully hydrostatic
Travel Motors	: Axial piston type
Reduction	: 2 stage planetary gear
Travel Speed	
High Speed	: 5,8 km/h
Low Speed	: 3,8 km/h
Max. Drawbar Pull	: 18,300 kgf
Gradeability	: 35° (%70)
Parking Brake	: Hydraulic multi disc type

**LUBRICATION**

Centralized lubrication system is provided for lubrication all difficult-to-reach parts on the components, such as boom and arm

**HYDRAULIC SYSTEM**

Main Pump	
Type	: Double variable displacement axial piston pumps
Max. Flow	: 2 x 233 L/min
Pilot Pump	: Gear, 20 L/min
Relief Valves	
Attachment	: 330 kgf/cm <sup>2</sup>
Power Boost	: 350 kgf/cm <sup>2</sup>
Travel	: 350 kgf/cm <sup>2</sup>
Swing	: 240 kgf/cm <sup>2</sup>
Pilot	: 40 kgf/cm <sup>2</sup>
Cylinders	
Main Boom	: 2 x ø 125 x ø 85 x 1.325 mm
Stick Cylinder	: 1 x ø 140 x ø 100 x 1.640 mm
Bucket Cylinder	: 1 x ø 125 x ø 85 x 1.060 mm

**OPERA CONTROL SYSTEM**

- Easy-to-use control panel and menus
- Overheat prevention and protection system without interrupting the work
- Automatical electric power-off
- Maximum efficiency by selection of power and work modes
- Error mode registry and warning system
- Improved fuel economy and productivity
- Automatic idling Selection of multi-language on control panel
- Rear-view, arm-view camera (Optional)
- Possibility to register 26 different operating hours
- Anti-theft system with personal code
- Real time monitoring of operational parameters such as pressure, temperature, engine load

**SWING SYSTEM**

Swing Motor	: Axial piston type integrated with shock absorber valves
Reduction	: 2 stage planetary gear box.
Swing Brakes	: Hydraulic multi disc type, automatic warnings
Swing Speed	: 10,8 rpm

**CAPACITY**

Fuel Tank	: 354 L	Engine Oil	: 20,5 L
Hydraulic Tank	: 258 L	Swing Reduction	: 5 L
Hydraulic System	: 295 L	Travel Reduction	: 2 x 5,3 L
Radiator	: 29,3 L		

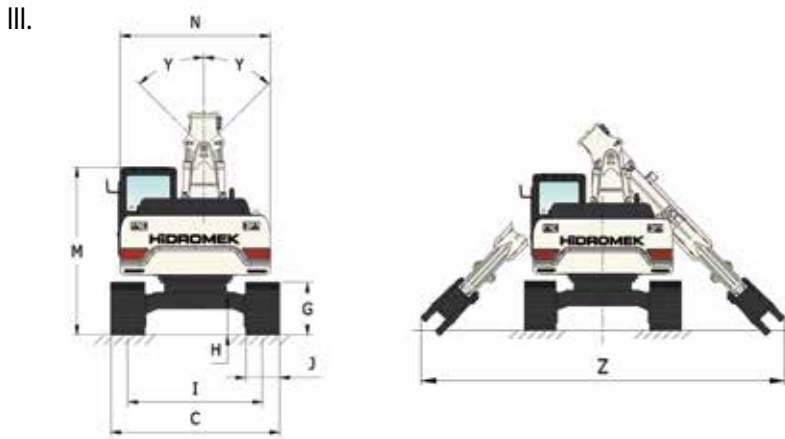
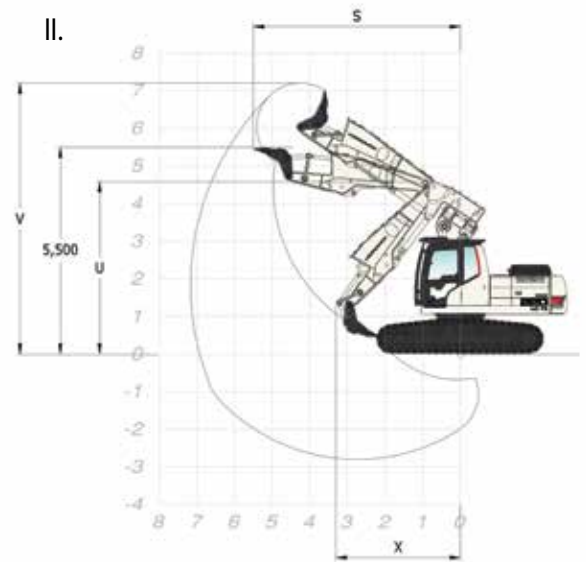
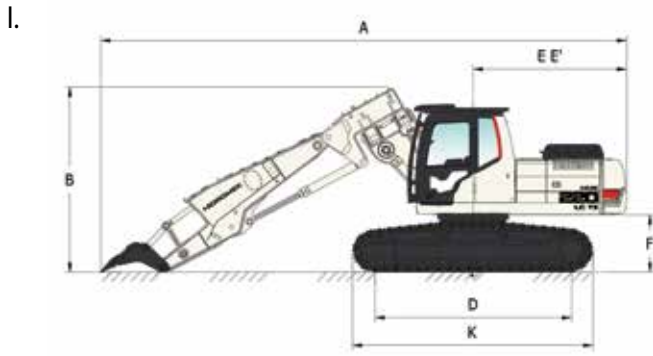
**ELECTRICAL SYSTEM**

Voltage	: 24V
Battery	: 2 x 12 V x 100 Ah
Alternator	: 24 V / 50 A
Starting Motor	: 24V / 5,0 kW

**OPERATING WEIGHT**

Standard machine operating weight : 23.850 kg  
Operational weight, complying with the ISO 6016 standards, includes full fuel tank, hydraulic system and other liquids, 75kg operator weight and standard equipped machine weight. Optional equipments are not included.

# HMK 220 LC TX



## I. GENERAL DIMENSIONS

Boom Dimension	2.700 mm
Arm Dimension	3.890 mm
A - Overall length	9.750 mm
B - Overall height (to top of boom)	3.430 mm
C - Overall width	2.990 mm
D - Idler distance	3.640 mm
E - Tail swing radius	2.800 mm
F - Upperstructure ground clearance	1.060 mm
G - Crawler height	935 mm
H - Min. ground clearance	465 mm
I - Track gauge	2.390 mm
J - Shoe width	600 mm
K - Overall length of crawler	4.460 mm
L - Length over ground	4.460 mm
M - Overall height (to top of cab)	2.985 mm
N - Upperstructure width	2.660 mm

## II. WORKING DIMENSIONS

Boom Dimension	2.700 mm
Arm Dimension	3.890 mm
S - Vertical reach at 5.5 m	5.500 mm
U - Maximum Digging Height	4.600 mm
V - Max. digging height	7.200 mm
Y - Boom swing angle	45°
Z - Maximum working width	6.900 mm
X - Attachment swing Radius	3.350 mm

## III. DIGGING PERFORMANCE

Ripper Breakout force	11.370 kgf
Ripper Breakout force (powerboost)	12.400 kgf

# HIDROMEK®

### FACTORY - HEAD OFFICE

Ahi Evran OSB Mahallesi Osmanlı Caddesi No:1 06935 Sincan / ANKARA / TURKEY  
 Tel: (+90) 312 267 12 60 Fax: (+90) 312 267 12 39  
[www.hidromek.com](http://www.hidromek.com)

Notice:  
 Hidromek has the right to modify the specifications and design of the model indicated on this brochure without prior notice.